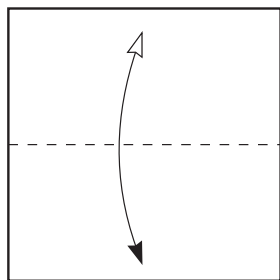
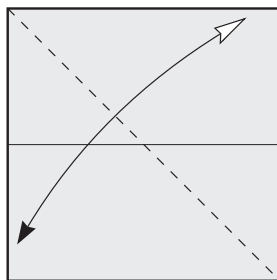


Skákající žába

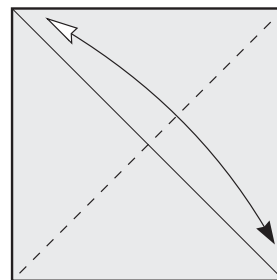
Připravte si slabší papír o formátu čtverce.



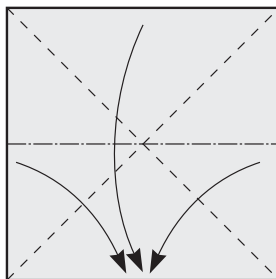
1. Vytvoříme hrany.



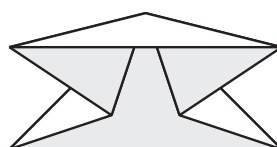
2.



3.



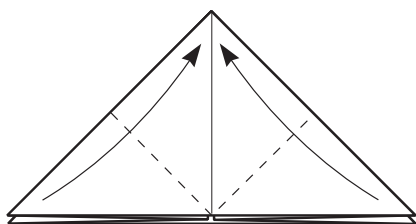
4. Složíme podle vytvořených hran.



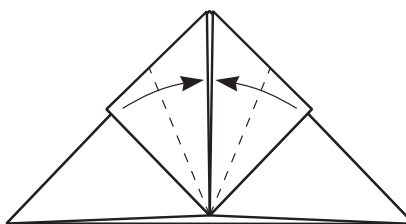
5.



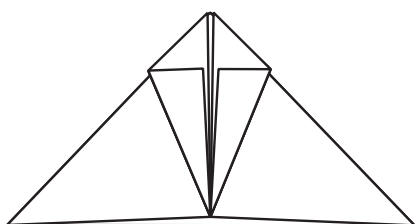
6.



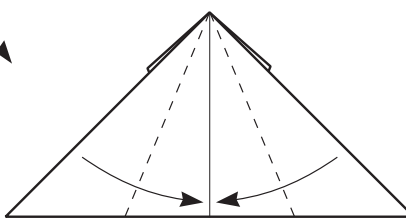
7.




8.



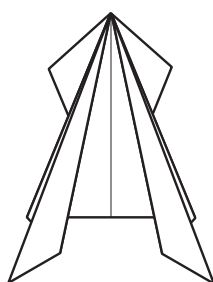
9.



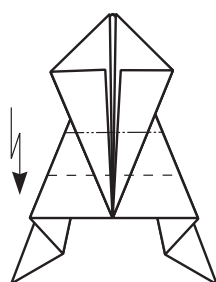
10.



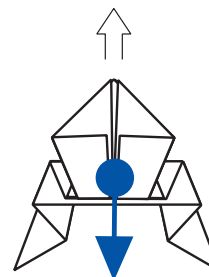
11.



12.



13. Harmonikový sklad - nepřilíš ostré hrany.



14. Přimáčknout prstem v místě modrého puntíku a potáhnout ve směru modré šipky. Žabka skočí dopředu.